

Prices - Mar-23

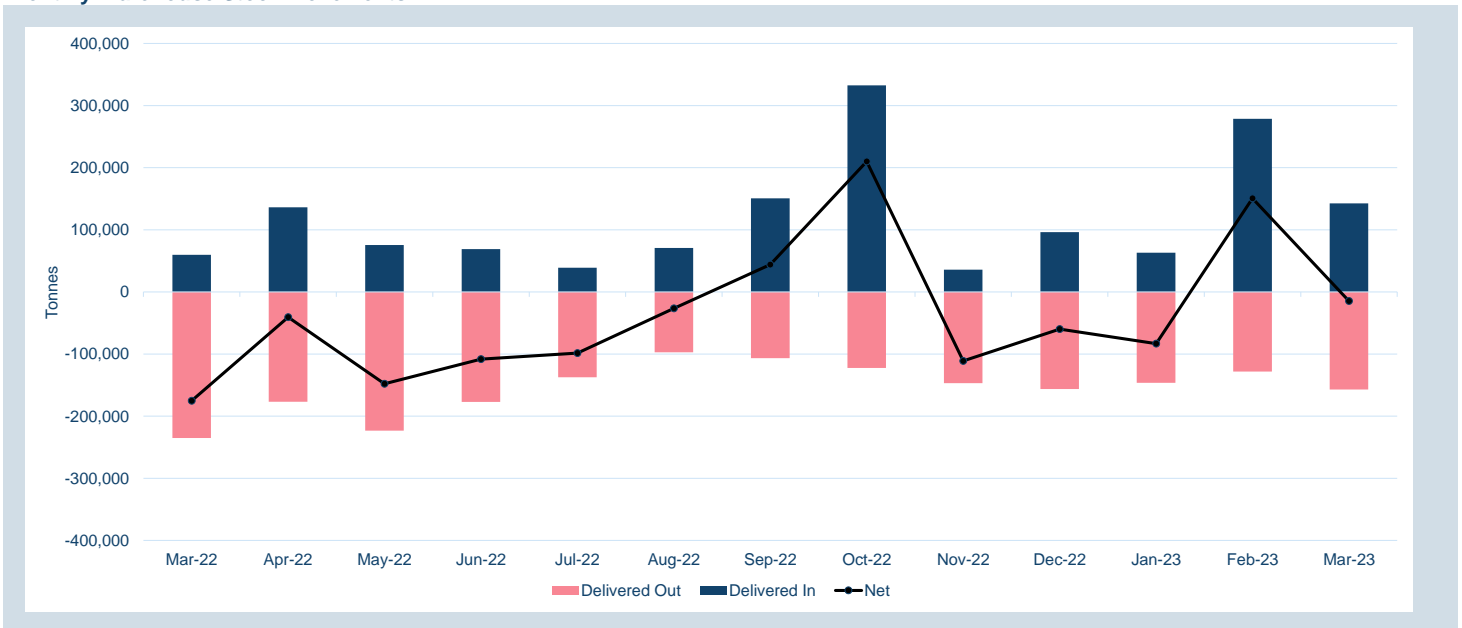
Contract	Official Cash Settlement Price				Official 3 Month Price			
	Average	Low	High	*M/M Change %	Average	Low	High	M/M Change %
LME Aluminium	\$2,290.11	\$2,232.00	\$2,366.50	-5.3%	\$2,336.61	\$2,280.00	\$2,411.00	-4.9%
LME Aluminium Alloy	\$2,015.00	\$1,950.00	\$2,095.00	-3.7%	\$2,069.17	\$2,007.00	\$2,150.00	-3.8%
LME NASAAC	\$2,302.52	\$2,199.00	\$2,341.00	-1.7%	\$2,375.17	\$2,314.00	\$2,473.00	-0.6%
LME Copper	\$8,835.72	\$8,525.00	\$9,066.50	-1.3%	\$8,846.17	\$8,537.00	\$9,081.00	-1.5%
LME Lead	\$2,114.78	\$2,055.00	\$2,182.00	0.8%	\$2,108.41	\$2,064.00	\$2,153.00	0.2%
LME Nickel	\$23,307.17	\$21,895.00	\$25,025.00	-12.7%	\$23,553.91	\$22,100.00	\$25,225.00	-12.6%
LME Tin	\$24,014.35	\$22,225.00	\$26,100.00	-11.3%	\$24,075.65	\$22,250.00	\$26,000.00	-11.5%
LME Zinc	\$2,956.26	\$2,864.00	\$3,091.50	-6.0%	\$2,933.80	\$2,847.00	\$3,068.00	-5.8%
LME Cobalt	\$33,832.61	\$33,745.00	\$34,510.00	-9.4%	\$34,256.09	\$34,180.00	\$34,930.00	-9.3%

* Percentage change in average price from previous month

Warehouse stock movements (tonnes) - Mar-23

Contract	Delivered In	Delivered Out	Net	Closing
LME Aluminium	65,450	- 91,650	- 26,200	523,900
LME Aluminium Alloy	-	-	-	1,920
LME NASAAC	-	- 180	- 180	960
LME Copper	53,050	- 52,400	650	63,850
LME Lead	1,950	- 675	1,275	26,375
LME Nickel	4,614	- 5,640	- 1,026	43,068
LME Tin	395	- 1,345	- 950	1,990
LME Zinc	17,025	- 5,200	11,825	45,050
LME Cobalt	-	- 21	- 21	114
Total	142,484	- 157,111	- 14,627	707,227

Monthly Warehouse Stock Movements



© The London Metal Exchange - An HKEX Company. 10 Finsbury Square, London EC2A 1AJ

The information contained within this presentation is for illustrative and educational purposes only and should not be relied upon in making any investment decision. The past performance of any commodity, derivative or other product referred to in the presentation cannot be relied upon as a guide to its future performance. Whilst every effort has been made to ensure the information is up-to-date and correct, the LME cannot guarantee that it is completely accurate and free from human error. The information is published "as is" without any warranty of any kind, express or implied, as to accuracy of the information and the LME shall not be liable for any losses or damage that may result from use of the presentation as a consequence of any inaccuracies in, or any omissions from, the information which it may contain. The information may not be reproduced, distributed or transmitted to any other person or incorporated in any way into another publication or other material.

Volumes - Mar-23

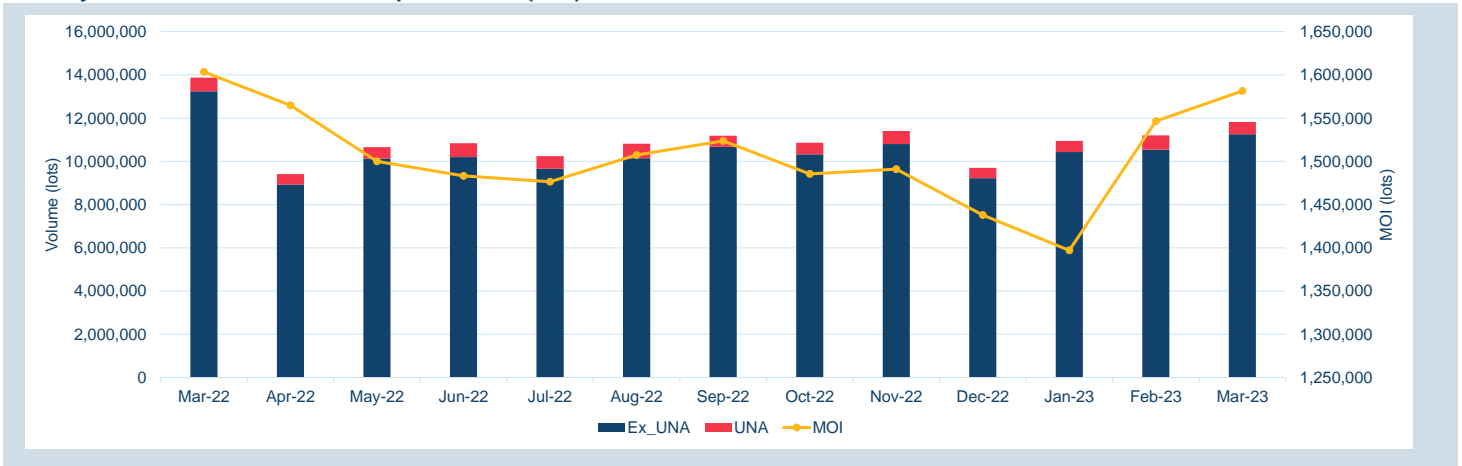
Contract	ADV (lots)	ADV Y/Y change % *	Volume Year to date (lots)	Tonnes Year to date (millions)	Futures Market Open Interest **
Non-ferrous metals (futures, traded options and TAPOs)					
LME Aluminium	204,897	-19.1%	13,633,073	341	740,234
LME Aluminium Alloy	0	-98.8%	14	0	1
LME NASAAC	1	-98.3%	25	0	8
LME Copper	136,722	0.1%	8,779,665	219	308,400
LME Lead	49,439	9.9%	3,444,521	86	117,306
LME Nickel	37,540	-42.2%	2,322,105	14	155,936
LME Tin	4,597	-0.9%	290,281	1	14,820
LME Zinc	77,788	-18.4%	5,208,448	130	218,980
LME M A Futures***	157	3.3%	18,261	0	8,339
LMEminis	-	-	-	-	-
LME Premiums					
LME Aluminium Premium Duty paid US Midwest (Platts)	15	755.0%	457	0	656
LME Aluminium Premium Duty Paid European (Fastmarkets MB)	35	-36.2%	2,034	0	903
Minor Metals (futures)					
LME Cobalt	1	-22.7%	99	0	-
Ferrous (futures)					
LME Steel HRC FOB China (Argus)	97	-70.4%	11,330	0	2,633
LME Steel HRC N. America (Platts)	-	-100.0%	-	-	-
LME Steel Scrap CFR Turkey (Platts)	2,250	9.9%	226,098	2	11,791
LME Steel Scrap CFR India (Platts)	4	-15.8%	243	0	10
LME Steel Rebar FOB Turkey (Platts)	453	-48.3%	22,295	0	1,403
LME Steel Scrap CFR Taiwan (Argus)	3	-25.8%	920	0	11
LME HRC NW Europe (Argus)	-	-100.0%	-	-	-
Precious (futures)					
LME Gold	-	-	-	-	-
Total	513,999	-14.8%	33,959,869	795	1,581,431
Total (excl. UNA)	489,281				

*Percentage year-on-year change between current month and corresponding month in the previous year.

**Last trading day of month

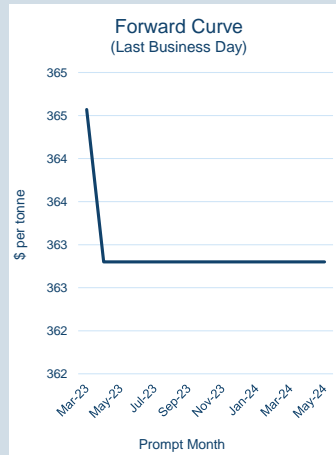
***LME Monthly Average Futures include contracts for aluminium, aluminium alloy, NASAAC, copper, nickel, lead, tin and zinc

Monthly Volumes & Futures Market Open Interest (MOI)



© The London Metal Exchange - An HKE_X Company. 10 Finsbury Square, London EC2A 1AJ

The information contained within this presentation is for illustrative and educational purposes only and should not be relied upon in making any investment decision. The past performance of any commodity, derivative or other product referred to in the presentation cannot be relied upon as a guide to its future performance. Whilst every effort has been made to ensure the information is up-to-date and correct, the LME cannot guarantee that it is completely accurate and free from human error. The information is published "as is" without any warranty of any kind, express or implied, as to accuracy of the information and the LME shall not be liable for any losses or damage that may result from use of the presentation as a consequence of any inaccuracies in, or any omissions from, the information which it may contain. The information may not be reproduced, distributed or transmitted to any other person or incorporated in any way into another publication or other material.

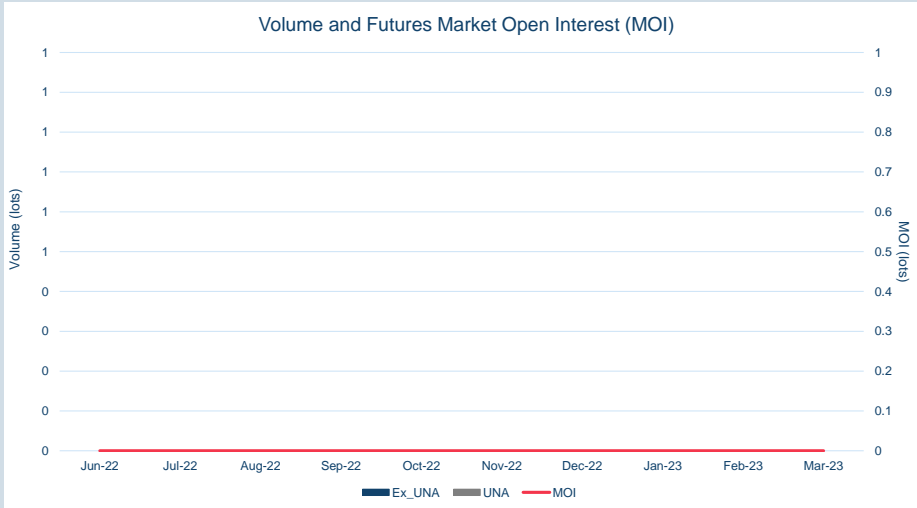


Front Month	
Average	\$365.27
Minimum	\$364.57
Maximum	\$366.00

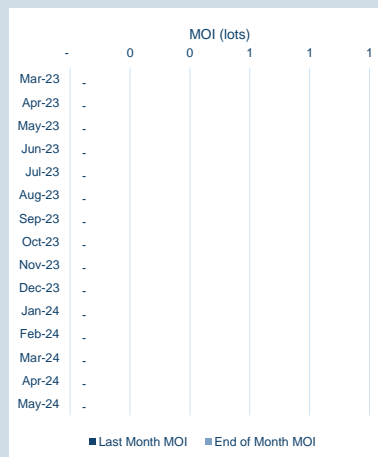
Volume (ex UNA) Mar-2023	
Lots	-

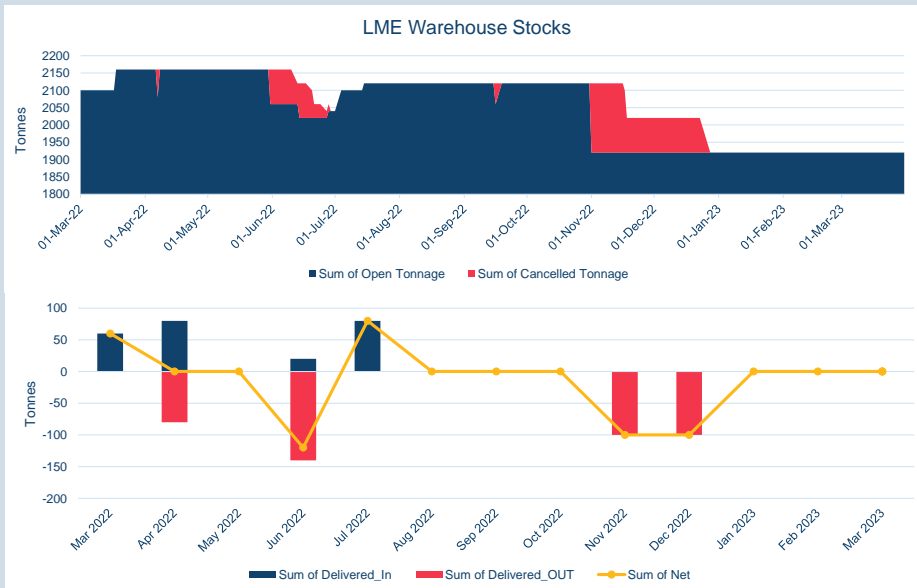
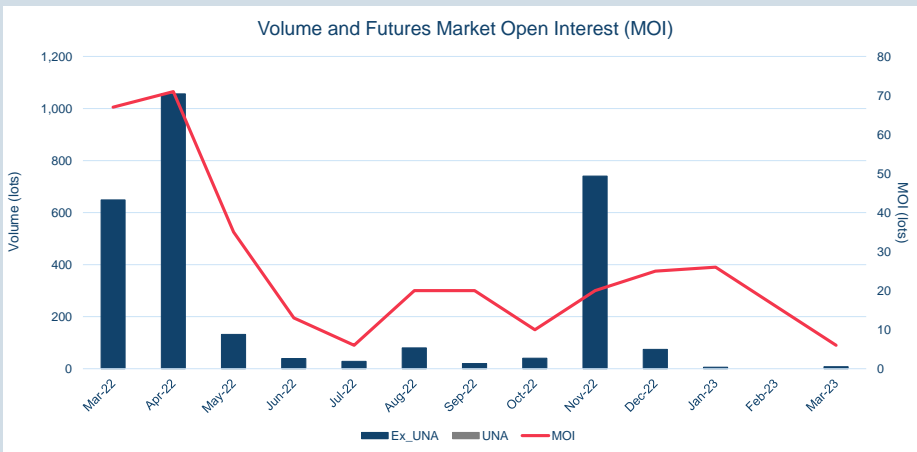
Volume (inc UNA) Mar-2023	
Lots	-
Tonnes	-

Volume Year To Date	
Lots	-
Tonnes	-



Prompt Month	End of Month - Daily Settlement	Volume (inc UNA)	End of Month - MOI
Mar-23	\$ 364.57	-	-
Apr-23	\$ 362.80	-	-
May-23	\$ 362.80	-	-
Jun-23	\$ 362.80	-	-
Jul-23	\$ 362.80	-	-
Aug-23	\$ 362.80	-	-
Sep-23	\$ 362.80	-	-
Oct-23	\$ 362.80	-	-
Nov-23	\$ 362.80	-	-
Dec-23	\$ 362.80	-	-
Jan-24	\$ 362.80	-	-
Feb-24	\$ 362.80	-	-
Mar-24	\$ 362.80	-	-
Apr-24	\$ 362.80	-	-
May-24	\$ 362.80	-	-





Cash	
Average	\$2,015.00
Minimum	\$1,950.00
Maximum	\$2,095.00

3M	
Average	\$2,069.17
Minimum	\$2,007.00
Maximum	\$2,150.00

Volume (ex UNA) Mar-2023	
Lots	8

Volume (inc UNA) Mar-2023	
Lots	8
Tonnes	160

Volume Year To Date	
Lots	14
Tonnes	280

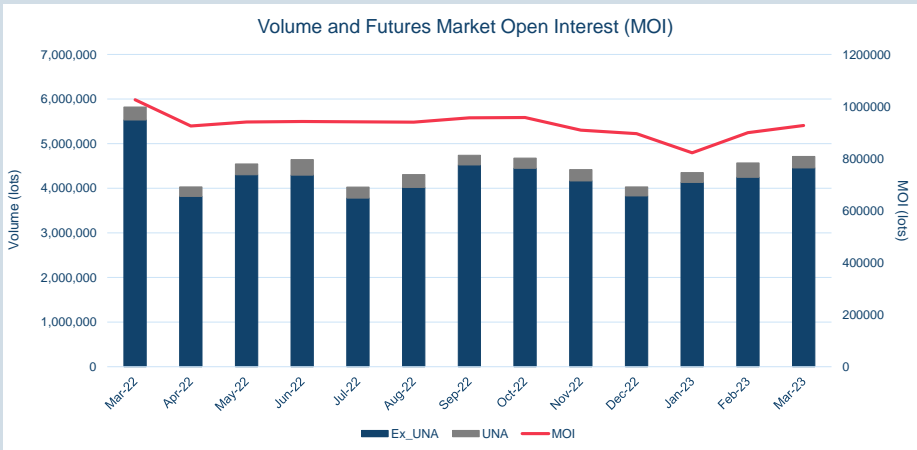
Warehouse Stock - Mar-23	
Delivered In	-
Delivered Out	-
Net	-

Warehouse Stock - Year to Date	
Delivered In	-
Delivered Out	-
Net	-



Cash	
Average	\$2,290.11
Minimum	\$2,232.00
Maximum	\$2,366.50

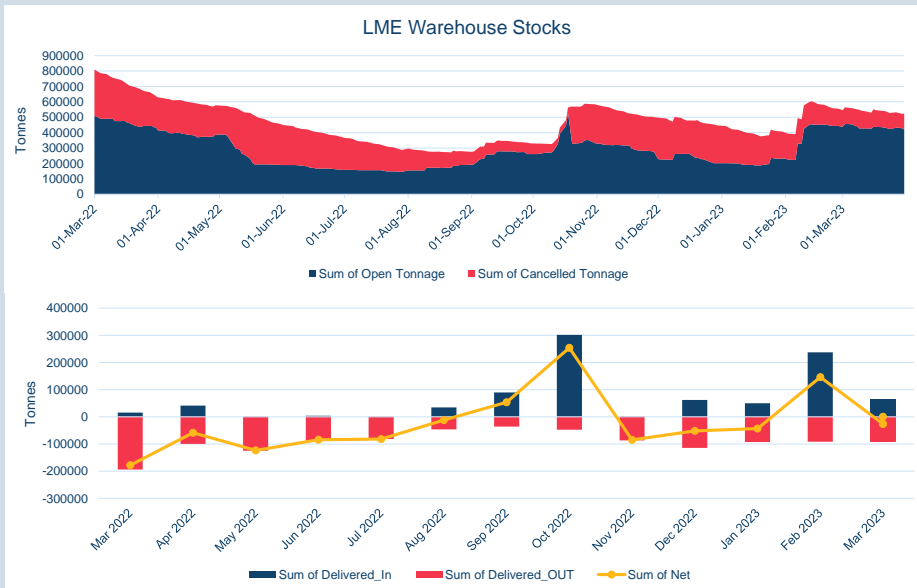
3M	
Average	\$2,336.61
Minimum	\$2,280.00
Maximum	\$2,411.00



Volume (ex UNA) Mar-2023	
Lots	4,455,970

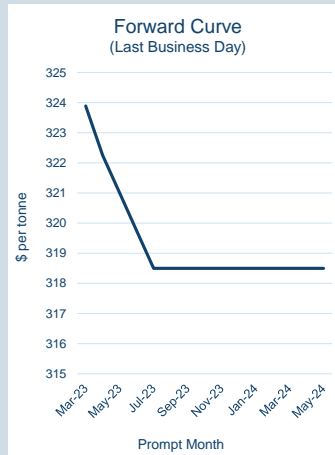
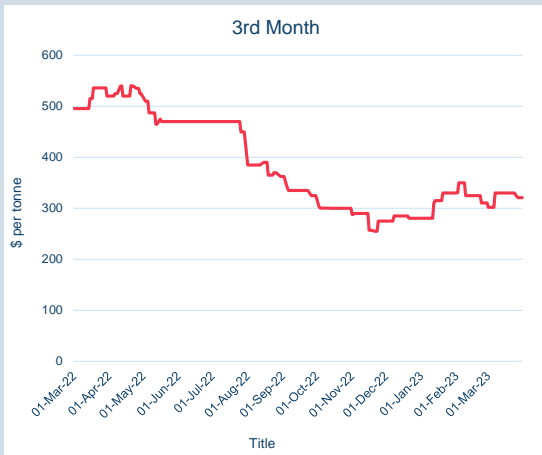
Volume (inc UNA) Mar-2023	
Lots	4,712,631
Tonnes	117,815,775

Volume Year To Date	
Lots	13,633,073
Tonnes	340,826,825



Warehouse Stock - Mar-23	
Delivered In	65,450
Delivered Out	- 91,650
Net	- 26,200

Warehouse Stock - Year To Date	
Delivered In	352,825
Delivered Out	- 276,175
Net	76,650

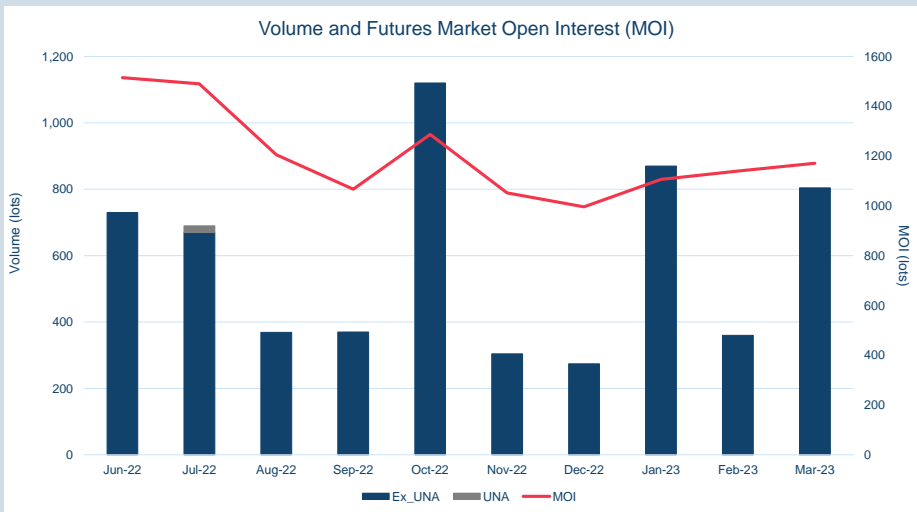


Front Month	
Average	\$319.06
Minimum	\$302.00
Maximum	\$323.89

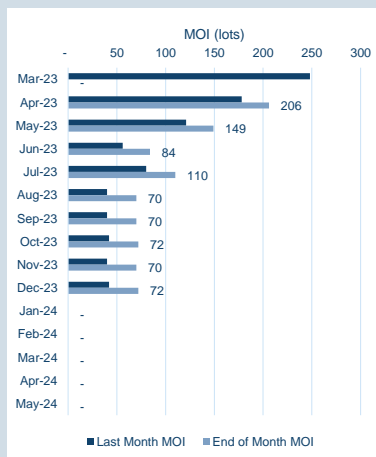
Volume (ex UNA) Mar-2023	
Lots	804

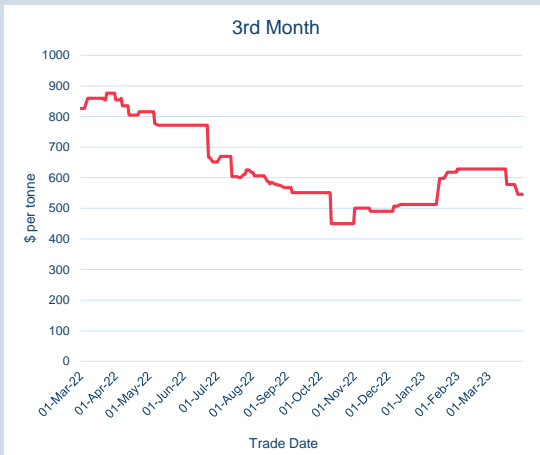
Volume (inc UNA) Mar-2023	
Lots	804
Tonnes	20,100

Volume Year To Date	
Lots	2,034
Tonnes	50,850



Prompt Month	End of Month - Daily Settlement	Volume (inc UNA)	End of Month - MOI
Mar-23	\$ 323.89	60	-
Apr-23	\$ 322.25	68	206
May-23	\$ 321.00	68	149
Jun-23	\$ 319.75	68	84
Jul-23	\$ 318.50	90	110
Aug-23	\$ 318.50	90	70
Sep-23	\$ 318.50	90	70
Oct-23	\$ 318.50	90	72
Nov-23	\$ 318.50	90	70
Dec-23	\$ 318.50	90	72
Jan-24	\$ 318.50	-	-
Feb-24	\$ 318.50	-	-
Mar-24	\$ 318.50	-	-
Apr-24	\$ 318.50	-	-
May-24	\$ 318.50	-	-



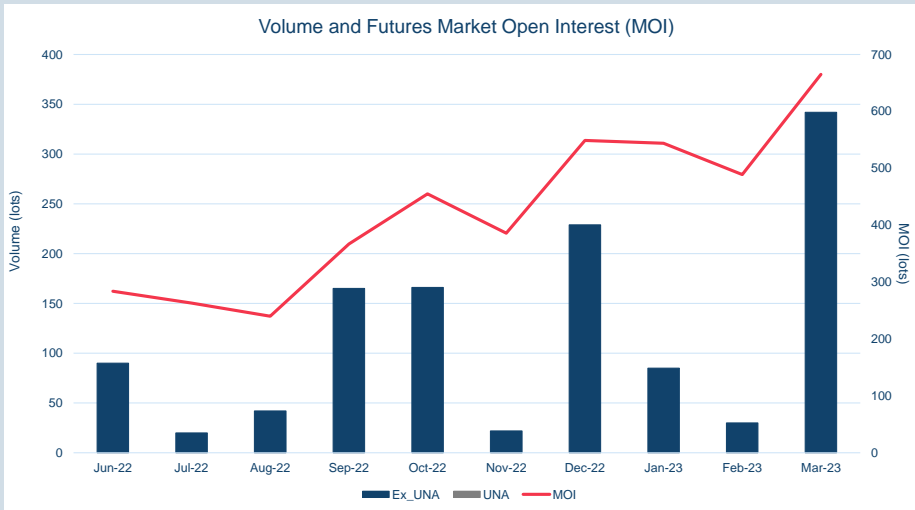


Front Month	
Average	\$621.85
Minimum	\$601.74
Maximum	\$645.95

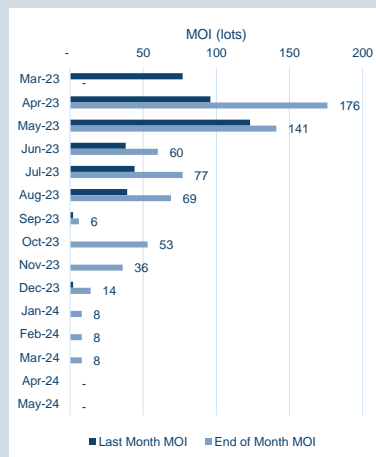
Volume (ex UNA)	Mar-2023
Lots	342

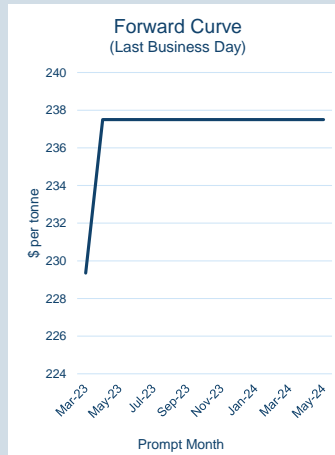
Volume (inc UNA)	Mar-2023
Lots	342
Tonnes	8,550

Volume	Year To Date
Lots	457
Tonnes	11,425



Prompt Month	End of Month - Daily Settlement	Volume (inc UNA)	End of Month - MOI
Mar-23	\$ 601.74	-	-
Apr-23	\$ 544.54	80	176
May-23	\$ 545.64	18	141
Jun-23	\$ 545.64	22	60
Jul-23	\$ 545.64	33	77
Aug-23	\$ 545.64	30	69
Sep-23	\$ 543.44	30	6
Oct-23	\$ 536.82	53	53
Nov-23	\$ 536.82	36	36
Dec-23	\$ 536.82	16	14
Jan-24	\$ 546.74	8	8
Feb-24	\$ 546.74	8	8
Mar-24	\$ 546.74	8	8
Apr-24	\$ 546.74	-	-
May-24	\$ 546.74	-	-



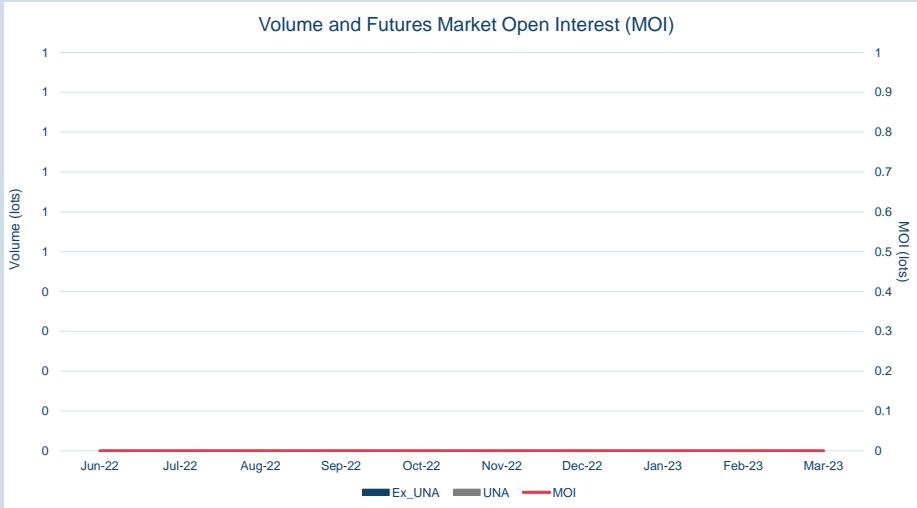


Front Month	
Average	\$224.89
Minimum	\$212.50
Maximum	\$229.35

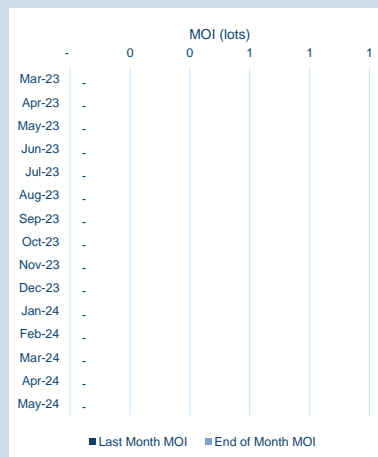
Volume (ex UNA) Mar-2023	
Lots	-

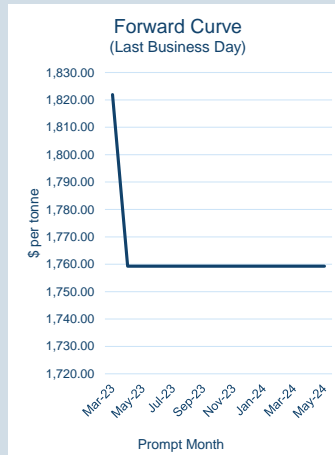
Volume (inc UNA) Mar-2023	
Lots	-
Tonnes	-

Volume Year To Date	
Lots	-
Tonnes	-



Prompt Month	End of Month - Daily Settlement	Volume (inc UNA)	End of Month - MOI
Mar-23	\$ 229.35	-	-
Apr-23	\$ 237.50	-	-
May-23	\$ 237.50	-	-
Jun-23	\$ 237.50	-	-
Jul-23	\$ 237.50	-	-
Aug-23	\$ 237.50	-	-
Sep-23	\$ 237.50	-	-
Oct-23	\$ 237.50	-	-
Nov-23	\$ 237.50	-	-
Dec-23	\$ 237.50	-	-
Jan-24	\$ 237.50	-	-
Feb-24	\$ 237.50	-	-
Mar-24	\$ 237.50	-	-
Apr-24	\$ 237.50	-	-
May-24	\$ 237.50	-	-



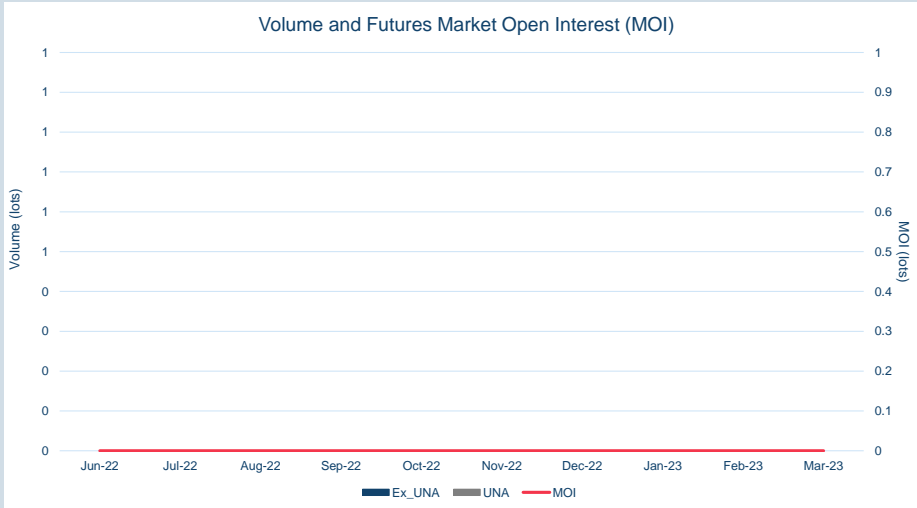


Front Month	
Average	\$1,854.67
Minimum	\$1,815.46
Maximum	\$1,951.09

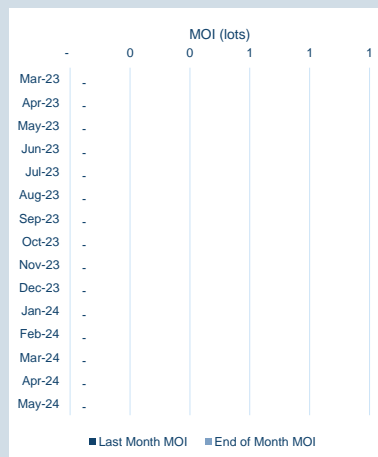
Volume (ex UNA) Mar-2023	
Lots	-

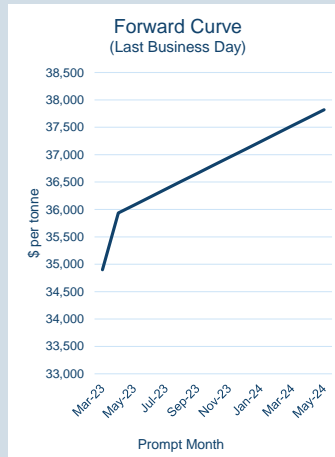
Volume (inc UNA) Mar-2023	
Lots	-
Tonnes	-

Volume Year To Date	
Lots	-
Tonnes	-



Prompt Month	End of Month - Daily Settlement	Volume (inc UNA)	End of Month - MOI
Mar-23	\$ 1,821.93	-	-
Apr-23	\$ 1,759.29	-	-
May-23	\$ 1,759.29	-	-
Jun-23	\$ 1,759.29	-	-
Jul-23	\$ 1,759.29	-	-
Aug-23	\$ 1,759.29	-	-
Sep-23	\$ 1,759.29	-	-
Oct-23	\$ 1,759.29	-	-
Nov-23	\$ 1,759.29	-	-
Dec-23	\$ 1,759.29	-	-
Jan-24	\$ 1,759.29	-	-
Feb-24	\$ 1,759.29	-	-
Mar-24	\$ 1,759.29	-	-
Apr-24	\$ 1,759.29	-	-
May-24	\$ 1,759.29	-	-



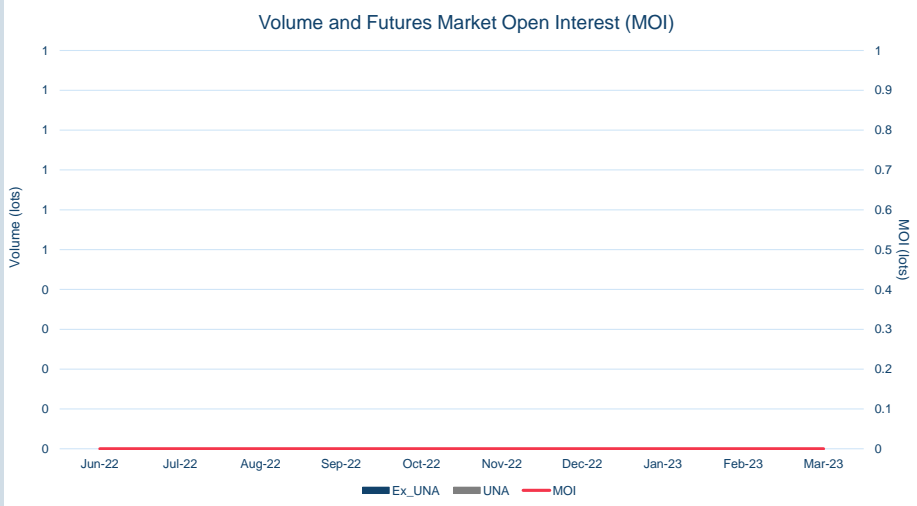


Front Month	
Average	\$34,444.17
Minimum	\$33,400.03
Maximum	\$35,365.02

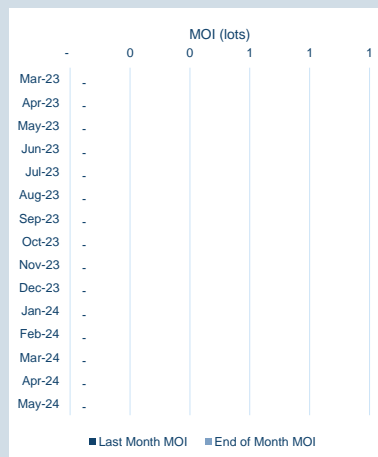
Volume (ex UNA) Mar-2023	
Lots	-

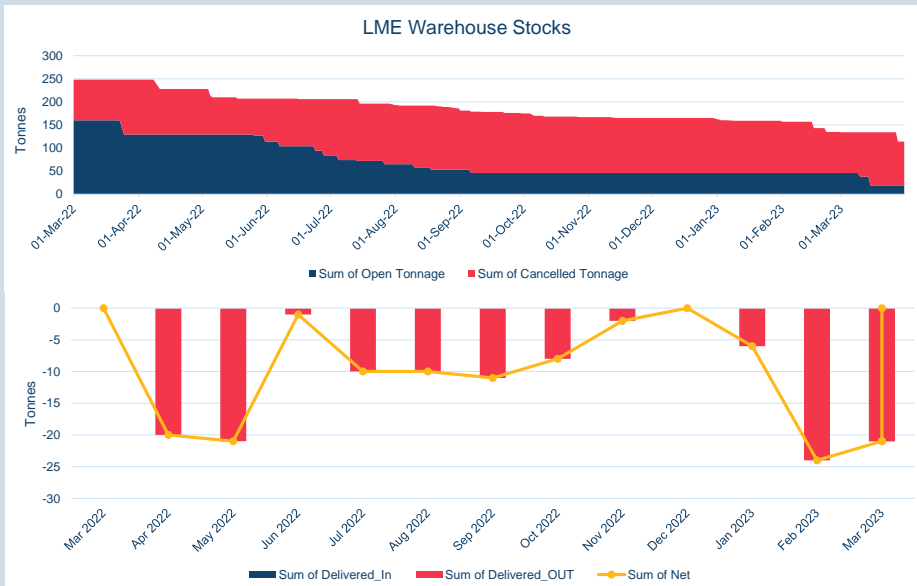
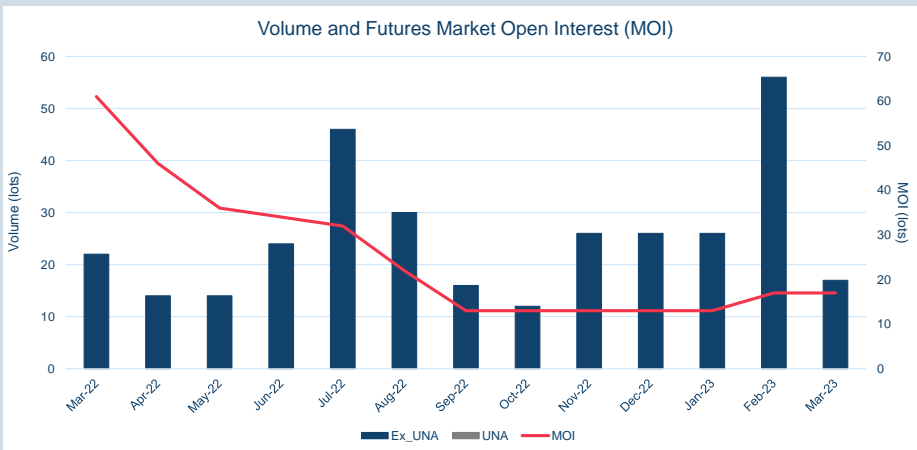
Volume (inc UNA) Mar-2023	
Lots	-
Tonnes	-

Volume Year To Date	
Lots	-
Tonnes	-



Prompt Month	End of Month - Daily Settlement	Volume (inc UNA)	End of Month - MOI
Mar-23	\$ 34,899.18	-	-
Apr-23	\$ 35,935.35	-	-
May-23	\$ 36,080.35	-	-
Jun-23	\$ 36,225.35	-	-
Jul-23	\$ 36,370.35	-	-
Aug-23	\$ 36,515.35	-	-
Sep-23	\$ 36,660.35	-	-
Oct-23	\$ 36,805.35	-	-
Nov-23	\$ 36,950.35	-	-
Dec-23	\$ 37,095.35	-	-
Jan-24	\$ 37,240.35	-	-
Feb-24	\$ 37,385.35	-	-
Mar-24	\$ 37,530.35	-	-
Apr-24	\$ 37,675.35	-	-
May-24	\$ 37,820.35	-	-





Cash	
Average	\$33,832.61
Minimum	\$33,745.00
Maximum	\$34,510.00

3M	
Average	\$34,256.09
Minimum	\$34,180.00
Maximum	\$34,930.00

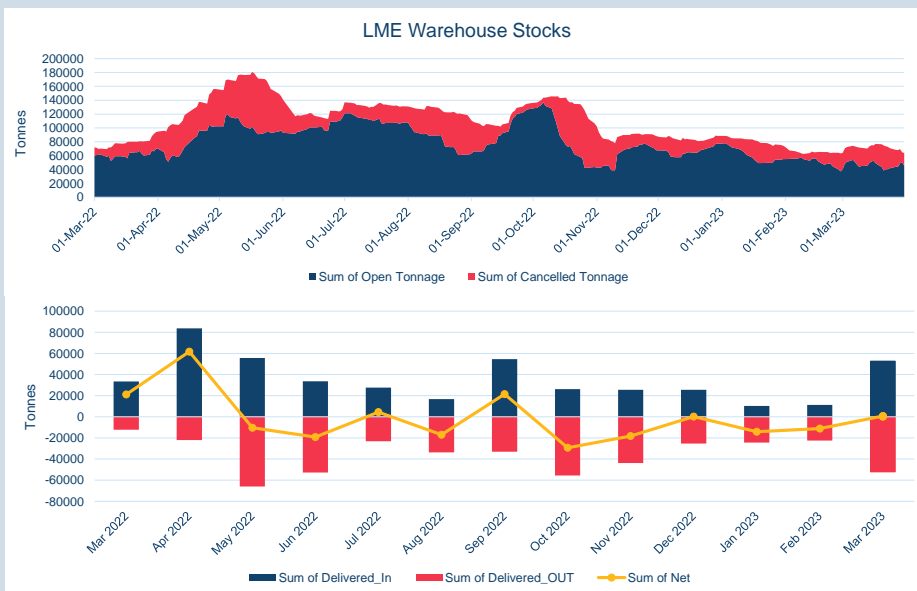
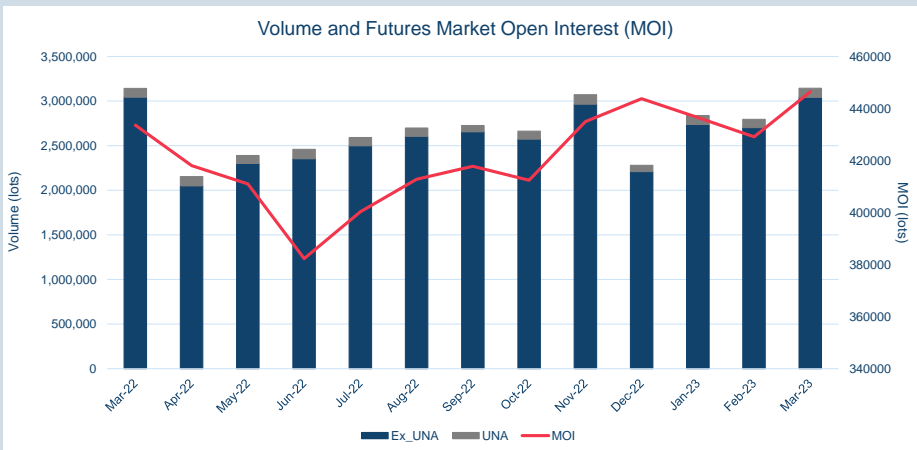
Volume (ex UNA)	Mar-2023
Lots	17

Volume (inc UNA)	Mar-2023
Lots	17
Tonnes	17

Volume	Year To Date
Lots	99
Tonnes	99

Warehouse Stock - Mar-23	
Delivered In	0
Delivered Out	-21
Net	-21

Warehouse Stock - Year to Date	
Delivered In	0
Delivered Out	-51
Net	-51



Cash	
Average	\$8,835.72
Minimum	\$8,525.00
Maximum	\$9,066.50

3M	
Average	\$8,846.17
Minimum	\$8,537.00
Maximum	\$9,081.00

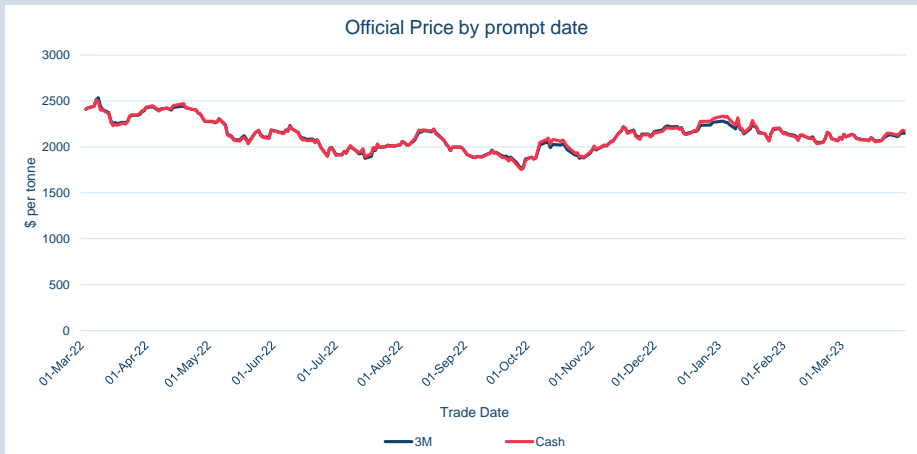
Volume (ex UNA) Mar-2023	
Lots	3,041,624

Volume (inc UNA) Mar-2023	
Lots	3,144,602
Tonnes	78,615,050

Volume Year To Date	
Lots	8,779,665
Tonnes	219,491,625

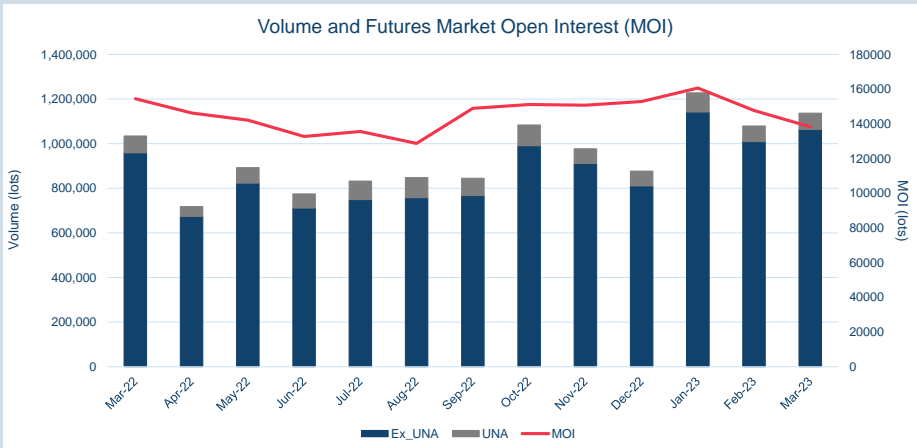
Warehouse Stock - Mar-23	
Delivered In	53,050
Delivered Out	-52,400
Net	650

Warehouse Stock - Year To Date	
Delivered In	74,525
Delivered Out	-99,225
Net	-24,700



Cash	
Average	\$2,114.78
Minimum	\$2,055.00
Maximum	\$2,182.00

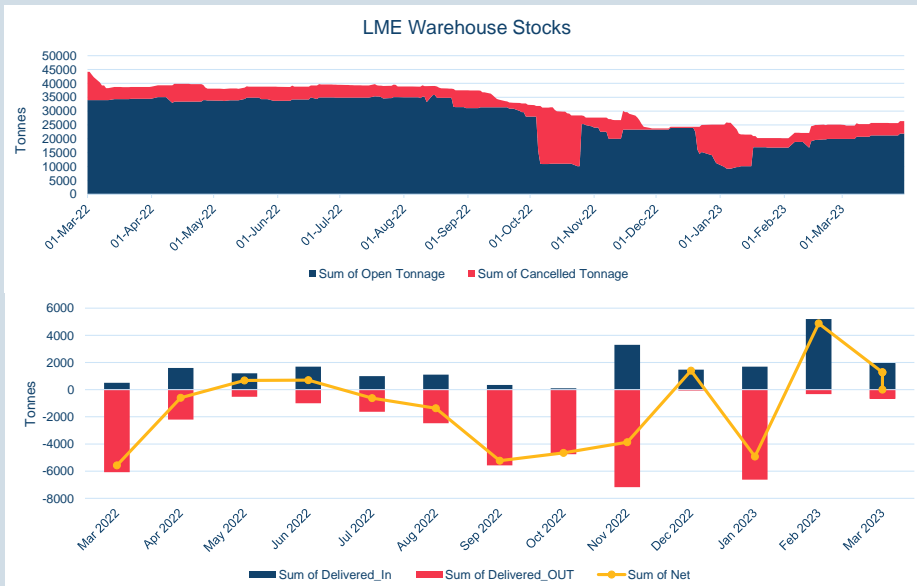
3M	
Average	\$2,108.41
Minimum	\$2,064.00
Maximum	\$2,153.00



Volume (ex UNA) Mar-2023	
Lots	1,064,620

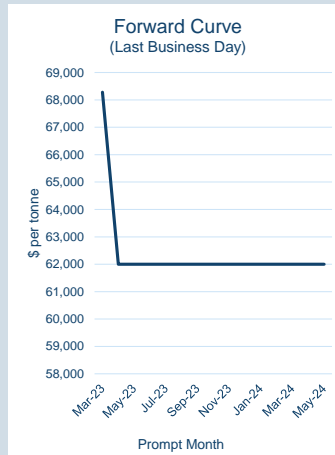
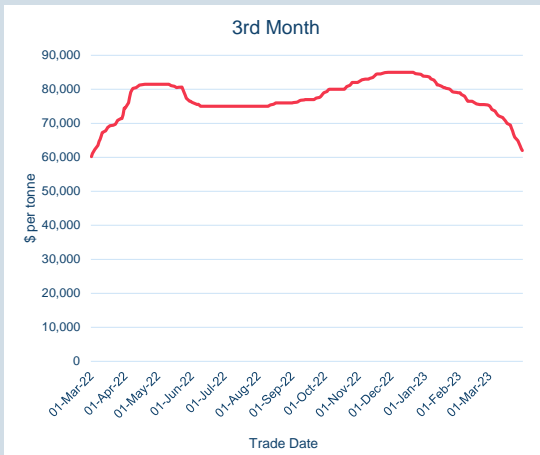
Volume (inc UNA) Mar-2023	
Lots	1,137,098
Tonnes	28,427,450

Volume Year To Date	
Lots	3,444,521
Tonnes	86,113,025



Warehouse Stock - Mar-23	
Delivered In	1,950
Delivered Out	-675
Net	1,275

Warehouse Stock - Year to Date	
Delivered In	8,850
Delivered Out	-7,625
Net	1,225

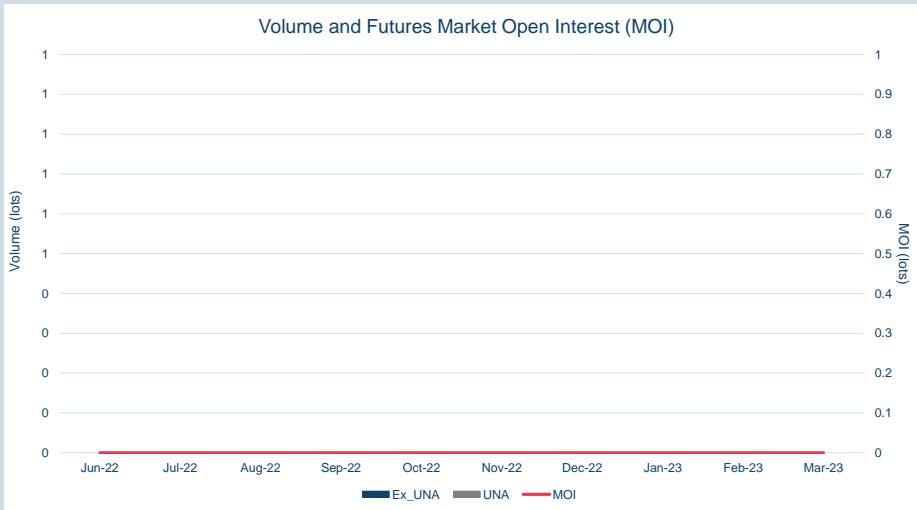


Front Month	
Average	\$70,662.46
Minimum	\$68,280.00
Maximum	\$74,500.00

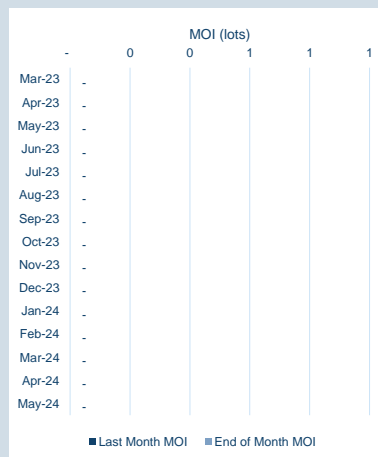
Volume (ex UNA) Mar-2023	
Lots	-

Volume (inc UNA) Mar-2023	
Lots	-
Tonnes	-

Volume Year To Date	
Lots	-
Tonnes	-



Prompt Month	End of Month - Daily Settlement	Volume (inc UNA)	End of Month - MOI
Mar-23	\$ 68,280.00	-	-
Apr-23	\$ 62,000.00	-	-
May-23	\$ 62,000.00	-	-
Jun-23	\$ 62,000.00	-	-
Jul-23	\$ 62,000.00	-	-
Aug-23	\$ 62,000.00	-	-
Sep-23	\$ 62,000.00	-	-
Oct-23	\$ 62,000.00	-	-
Nov-23	\$ 62,000.00	-	-
Dec-23	\$ 62,000.00	-	-
Jan-24	\$ 62,000.00	-	-
Feb-24	\$ 62,000.00	-	-
Mar-24	\$ 62,000.00	-	-
Apr-24	\$ 62,000.00	-	-
May-24	\$ 62,000.00	-	-



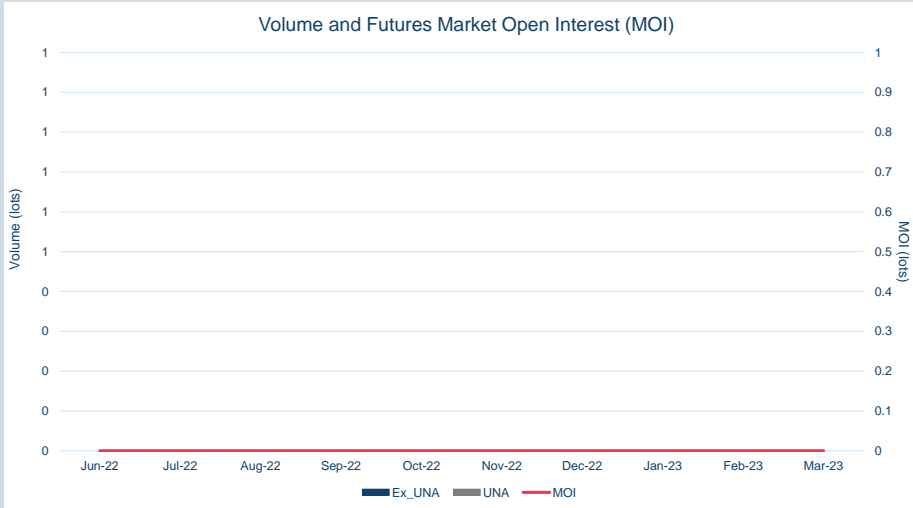


Front Month	
Average	\$32.07
Minimum	\$29.95
Maximum	\$35.15

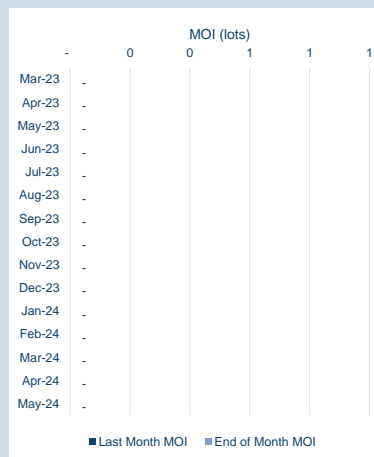
Volume (ex UNA) Mar-2023	
Lots	-

Volume (inc UNA) Mar-2023	
Lots	-
Tonnes	-

Volume Year To Date	
Lots	-
Tonnes	-



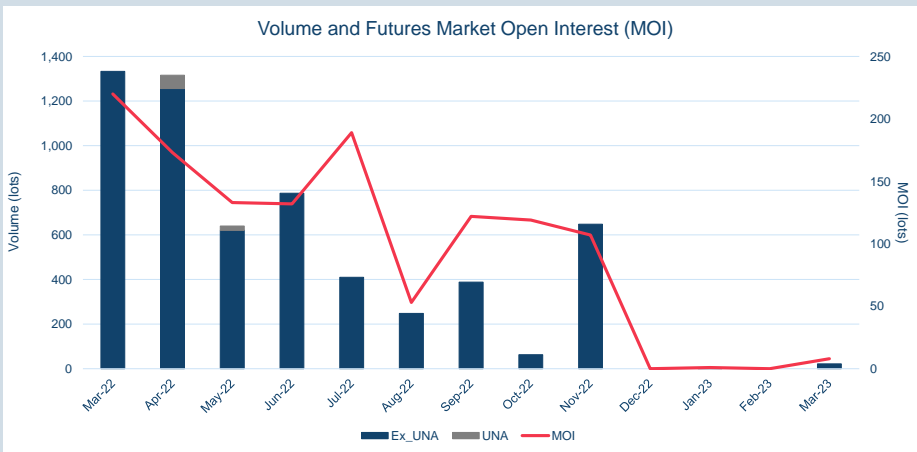
Prompt Month	End of Month - Daily Settlement	Volume (inc UNA)	End of Month - MOI
Mar-23	\$ 29.95	-	-
Apr-23	\$ 24.65	-	-
May-23	\$ 24.65	-	-
Jun-23	\$ 24.65	-	-
Jul-23	\$ 24.65	-	-
Aug-23	\$ 24.65	-	-
Sep-23	\$ 24.65	-	-
Oct-23	\$ 24.65	-	-
Nov-23	\$ 24.65	-	-
Dec-23	\$ 24.65	-	-
Jan-24	\$ 24.65	-	-
Feb-24	\$ 24.65	-	-
Mar-24	\$ 24.65	-	-
Apr-24	\$ 24.65	-	-
May-24	\$ 24.65	-	-





Cash	
Average	\$2,302.52
Minimum	\$2,199.00
Maximum	\$2,341.00

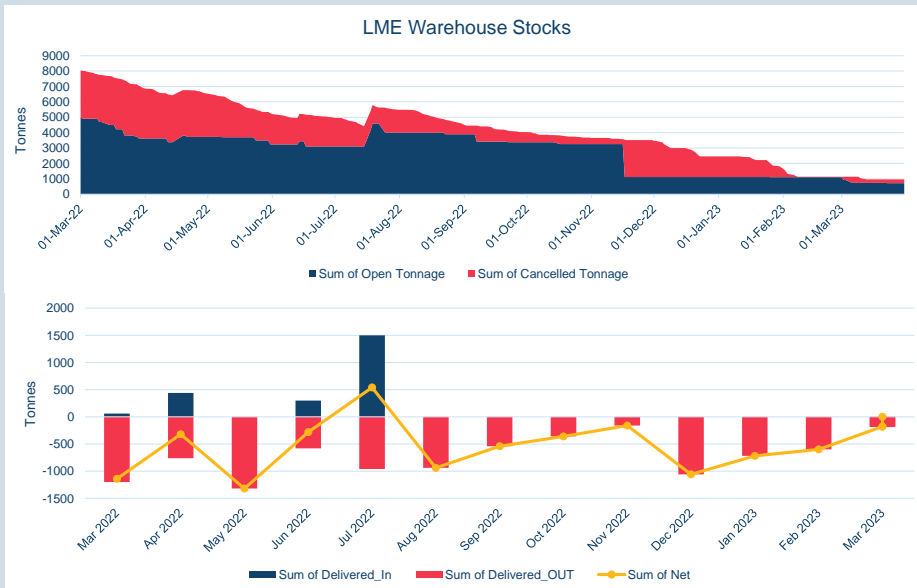
3M	
Average	\$2,375.17
Minimum	\$2,314.00
Maximum	\$2,473.00



Volume (ex UNA) Mar-2023	
Lots	22

Volume (inc UNA) Mar-2023	
Lots	22
Tonnes	440

Volume Year To Date	
Lots	25
Tonnes	500



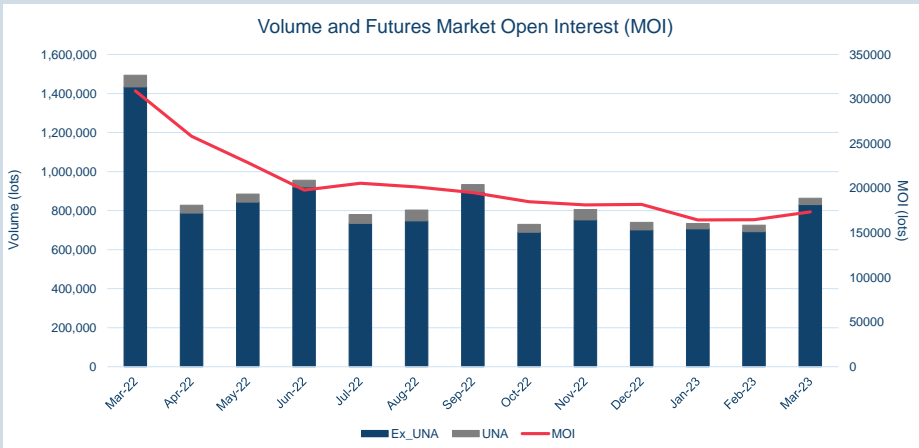
Warehouse Stock - Mar-23	
Delivered In	0
Delivered Out	-180
Net	-180

Warehouse Stock - Year To Date	
Delivered In	0
Delivered Out	-1,500
Net	-1,500



Cash	
Average	\$23,307.17
Minimum	\$21,895.00
Maximum	\$25,025.00

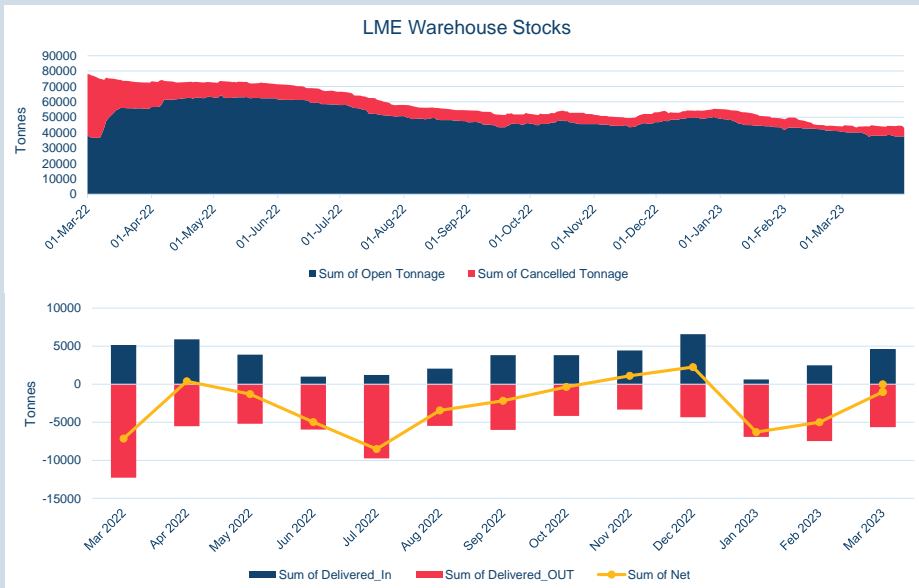
3M	
Average	\$23,553.91
Minimum	\$22,100.00
Maximum	\$25,225.00



Volume (ex UNA) Mar-2023	
Lots	831,308

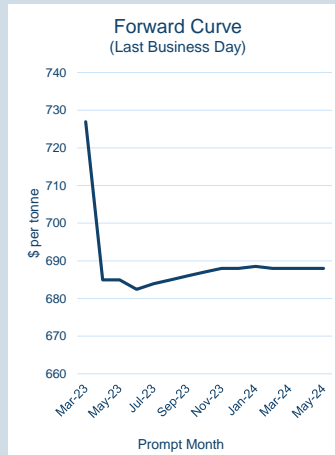
Volume (inc UNA) Mar-2023	
Lots	863,423
Tonnes	5,180,538

Volume Year To Date	
Lots	2,322,105
Tonnes	13,932,630



Warehouse Stock - Mar-23	
Delivered In	4,614
Delivered Out	-5,640
Net	-1,026

Warehouse Stock - Year to Date	
Delivered In	7,722
Delivered Out	-20,034
Net	-12,312

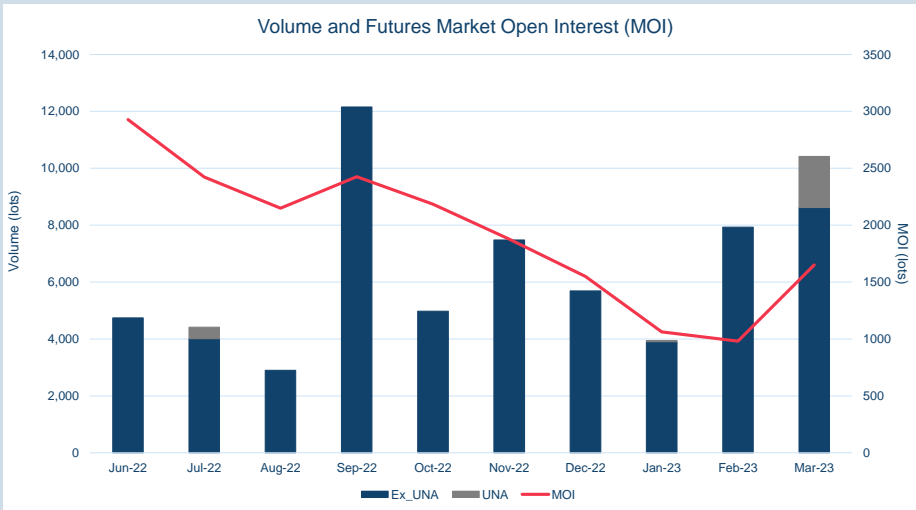


Front Month	
Average	\$735.37
Minimum	\$720.00
Maximum	\$759.00

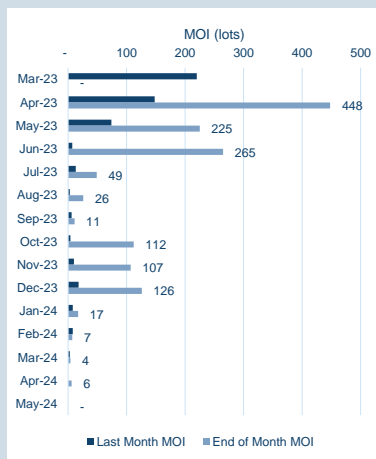
Volume (ex UNA) Mar-2023	
Lots	8,619

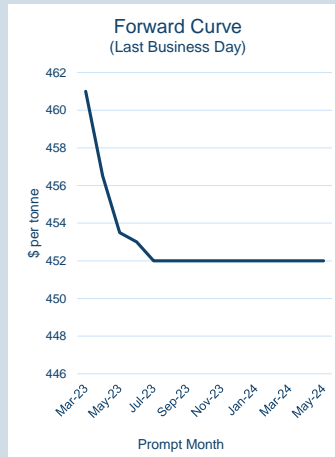
Volume (inc UNA) Mar-2023	
Lots	10,419
Tonnes	104,190

Volume Year To Date	
Lots	22,295
Tonnes	222,950



Prompt Month	End of Month - Daily Settlement	Volume (inc UNA)	End of Month - MOI
Mar-23	\$ 726.93	952	-
Apr-23	\$ 684.93	3,647	448
May-23	\$ 684.93	2,198	225
Jun-23	\$ 682.43	1,452	265
Jul-23	\$ 683.93	290	49
Aug-23	\$ 684.93	147	26
Sep-23	\$ 686.00	23	11
Oct-23	\$ 687.00	530	112
Nov-23	\$ 688.00	542	107
Dec-23	\$ 688.00	542	126
Jan-24	\$ 688.50	37	17
Feb-24	\$ 688.00	19	7
Mar-24	\$ 688.00	28	4
Apr-24	\$ 688.00	12	6
May-24	\$ 688.00	-	-



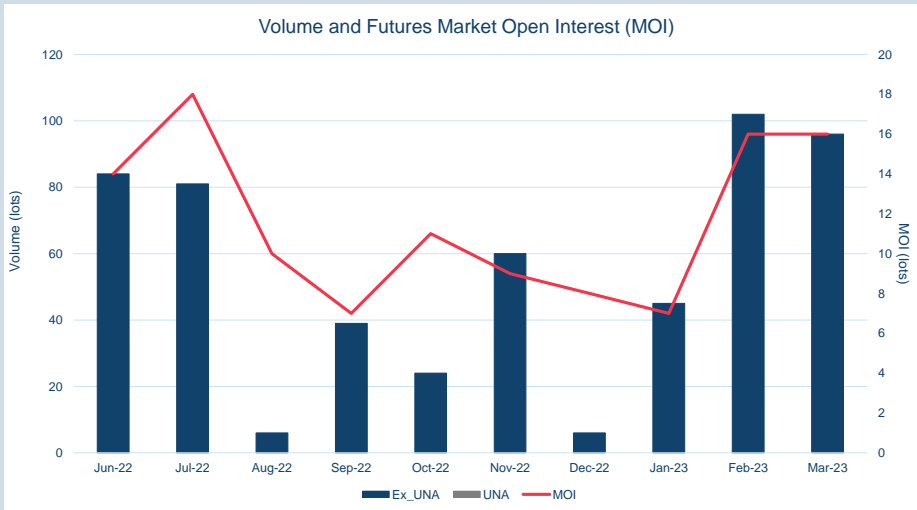


Front Month	
Average	\$460.65
Minimum	\$443.00
Maximum	\$473.00

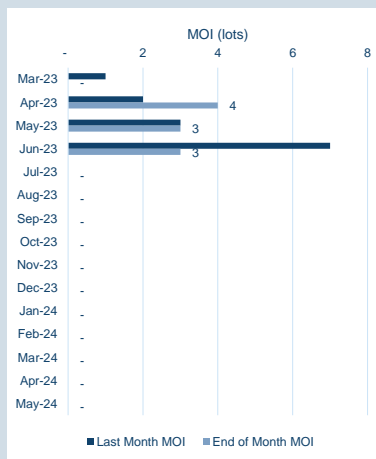
Volume (ex UNA) Mar-2023	
Lots	96

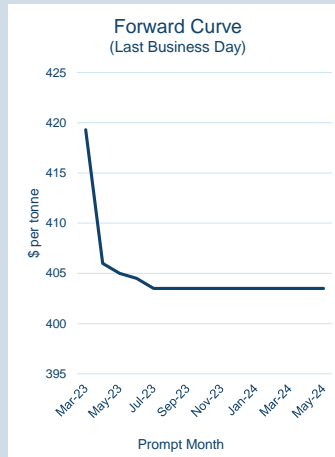
Volume (inc UNA) Mar-2023	
Lots	96
Tonnes	960

Volume Year To Date	
Lots	243
Tonnes	2,430



Prompt Month	End of Month - Daily Settlement	Volume (inc UNA)	End of Month - MOI
Mar-23	\$ 461.00	15	-
Apr-23	\$ 456.50	39	4
May-23	\$ 453.50	9	3
Jun-23	\$ 453.00	33	3
Jul-23	\$ 452.00	-	-
Aug-23	\$ 452.00	-	-
Sep-23	\$ 452.00	-	-
Oct-23	\$ 452.00	-	-
Nov-23	\$ 452.00	-	-
Dec-23	\$ 452.00	-	-
Jan-24	\$ 452.00	-	-
Feb-24	\$ 452.00	-	-
Mar-24	\$ 452.00	-	-
Apr-24	\$ 452.00	-	-
May-24	\$ 452.00	-	-



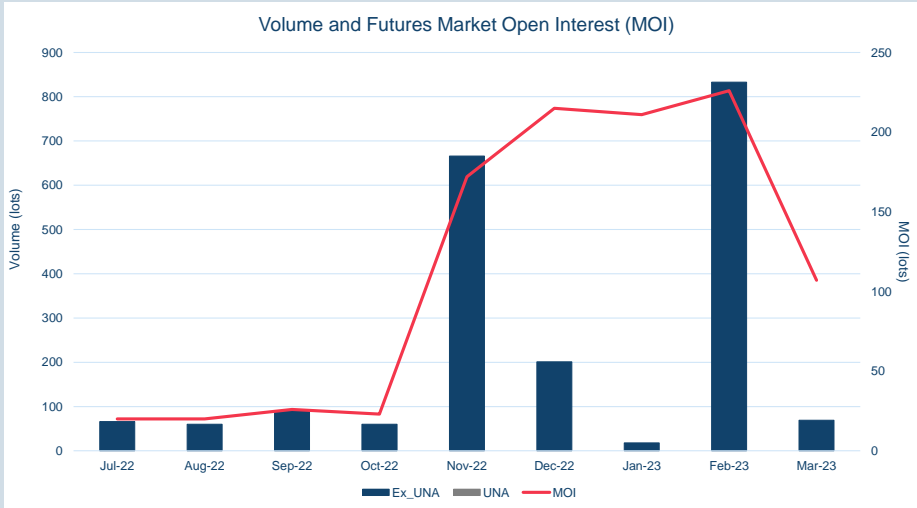


Front Month	
Average	\$429.01
Minimum	\$414.00
Maximum	\$440.50

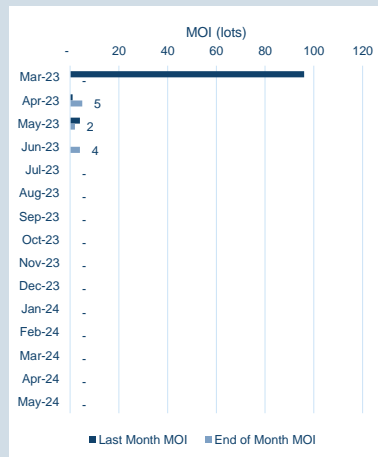
Volume (ex UNA) Mar-2023	
Lots	69

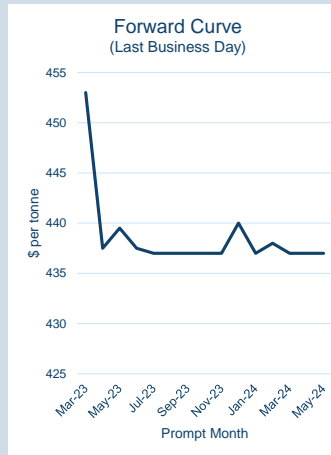
Volume (inc UNA) Mar-2023	
Lots	69
Tonnes	690

Volume Year To Date	
Lots	920
Tonnes	9,200



Prompt Month	End of Month - Daily Settlement	Volume (inc UNA)	End of Month - MOI
Mar-23	\$ 419.30	-	-
Apr-23	\$ 406.00	27	5
May-23	\$ 405.00	30	2
Jun-23	\$ 404.50	12	4
Jul-23	\$ 403.50	-	-
Aug-23	\$ 403.50	-	-
Sep-23	\$ 403.50	-	-
Oct-23	\$ 403.50	-	-
Nov-23	\$ 403.50	-	-
Dec-23	\$ 403.50	-	-
Jan-24	\$ 403.50	-	-
Feb-24	\$ 403.50	-	-
Mar-24	\$ 403.50	-	-
Apr-24	\$ 403.50	-	-
May-24	\$ 403.50	-	-



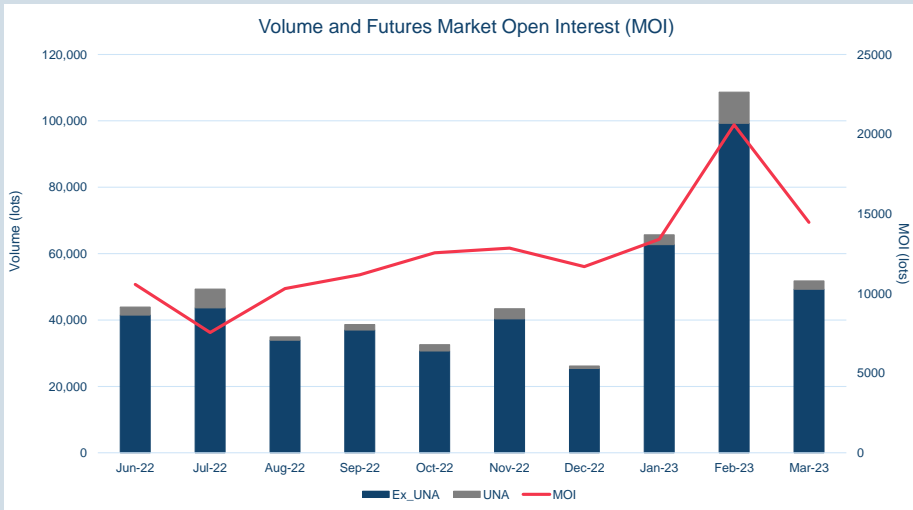


Front Month	
Average	\$457.02
Minimum	\$450.00
Maximum	\$468.00

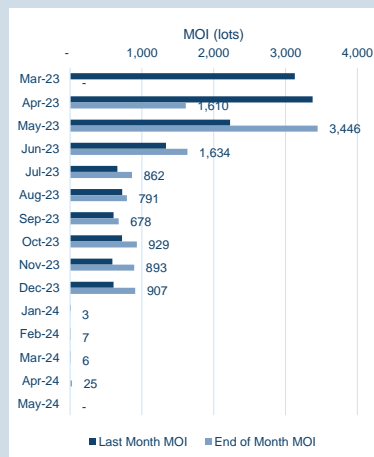
Volume (ex UNA) Mar-2023	
Lots	49,285

Volume (inc UNA) Mar-2023	
Lots	51,755
Tonnes	517,550

Volume Year To Date	
Lots	226,098
Tonnes	2,260,980



Prompt Month	End of Month - Daily Settlement	Volume (inc UNA)	End of Month - MOI
Mar-23	\$ 453.00	8,905	-
Apr-23	\$ 437.50	14,714	1,610
May-23	\$ 439.50	9,302	3,446
Jun-23	\$ 437.50	5,931	1,634
Jul-23	\$ 437.00	2,533	862
Aug-23	\$ 437.00	1,956	791
Sep-23	\$ 437.00	1,748	678
Oct-23	\$ 437.00	1,956	929
Nov-23	\$ 437.00	2,263	893
Dec-23	\$ 440.00	2,270	907
Jan-24	\$ 437.00	30	3
Feb-24	\$ 438.00	55	7
Mar-24	\$ 437.00	33	6
Apr-24	\$ 437.00	59	25
May-24	\$ 437.00	-	-



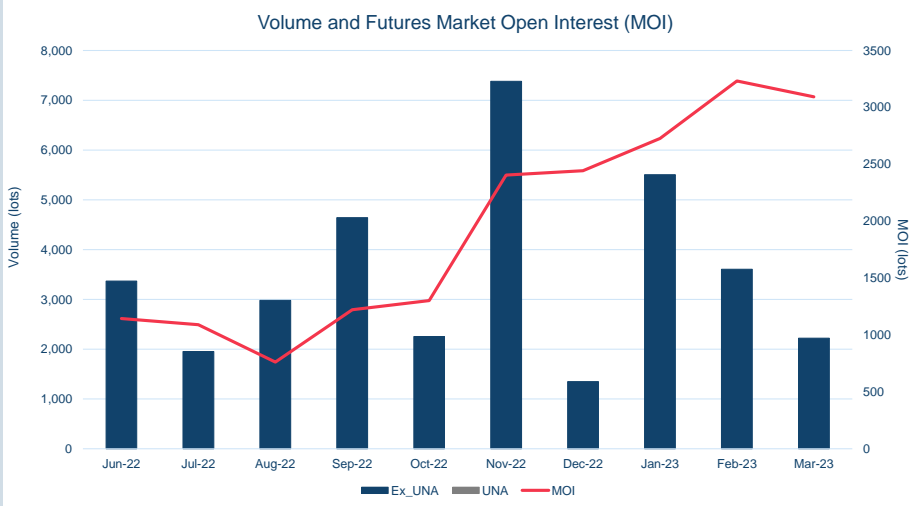


Front Month	
Average	\$657.12
Minimum	\$646.00
Maximum	\$675.00

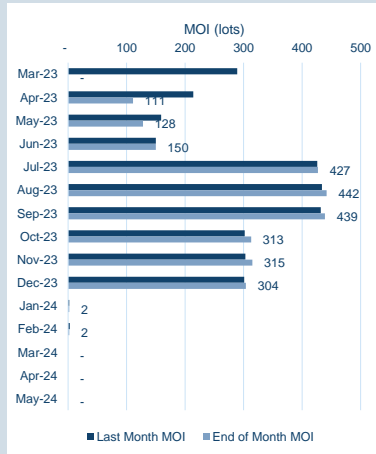
Volume (ex UNA) Mar-2023	
Lots	2,221

Volume (inc UNA) Mar-2023	
Lots	2,221
Tonnes	22,210

Volume Year To Date	
Lots	11,330
Tonnes	113,300



Prompt Month	End of Month - Daily Settlement	Volume (inc UNA)	End of Month - MOI
Mar-23	\$ 650.74	568	-
Apr-23	\$ 642.50	561	111
May-23	\$ 642.00	174	128
Jun-23	\$ 640.50	86	150
Jul-23	\$ 637.50	635	427
Aug-23	\$ 635.50	53	442
Sep-23	\$ 628.00	22	439
Oct-23	\$ 620.50	28	313
Nov-23	\$ 617.00	41	315
Dec-23	\$ 617.00	26	304
Jan-24	\$ 617.00	18	2
Feb-24	\$ 617.00	9	2
Mar-24	\$ 617.00	-	-
Apr-24	\$ 617.00	-	-
May-24	\$ 617.00	-	-



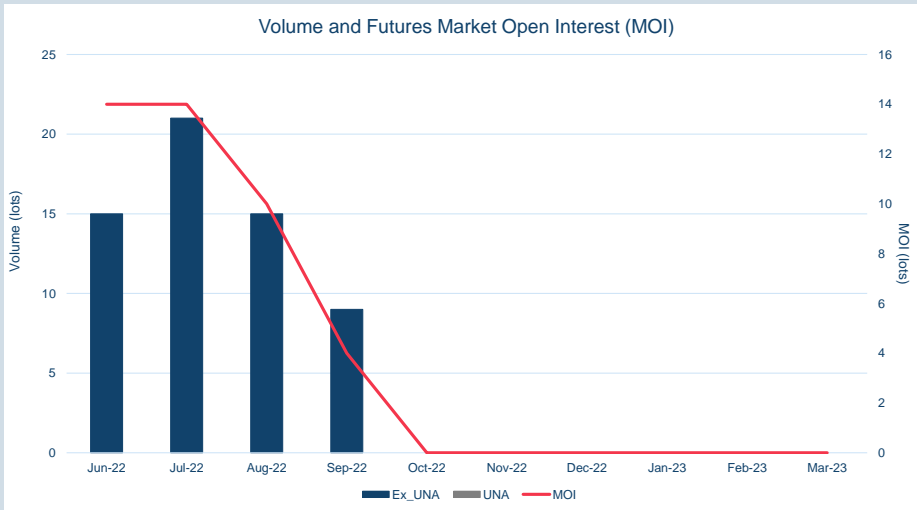


Front Month	
Average	\$1,117.13
Minimum	\$980.00
Maximum	\$1,137.83

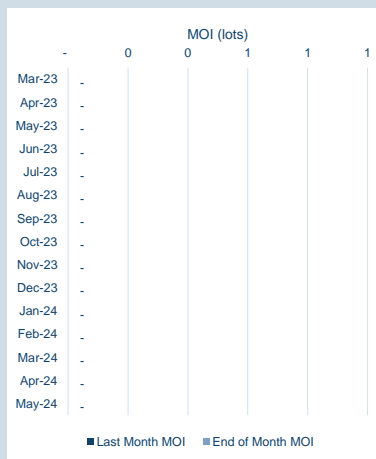
Volume (ex UNA) Mar-2023	
Lots	-

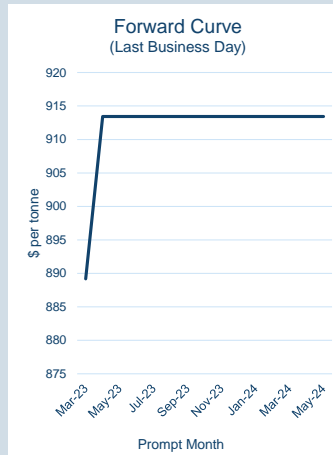
Volume (inc UNA) Mar-2023	
Lots	-
Tonnes	-

Volume Year To Date	
Lots	-
Tonnes	-



Prompt Month	End of Month - Daily Settlement	Volume (inc UNA)	End of Month - MOI
Jan-00	\$ 1,137.83	-	-
Jan-00	\$ 1,160.00	-	-
Jan-00	\$ 1,160.00	-	-
Jan-00	\$ 1,160.00	-	-
Jan-00	\$ 1,160.00	-	-
Nov-03	\$ 1,160.00	-	-
Nov-03	\$ 1,160.00	-	-
Jan-04	\$ 1,160.00	-	-
Apr-03	\$ 1,160.00	-	-
Oct-03	\$ 1,160.00	-	-
Mar-04	\$ 1,160.00	-	-
Jan-06	\$ 1,160.00	-	-
Mar-11	\$ 1,160.00	-	-
Jan-07	\$ 1,160.00	-	-
Jan-00	\$ 1,160.00	-	-



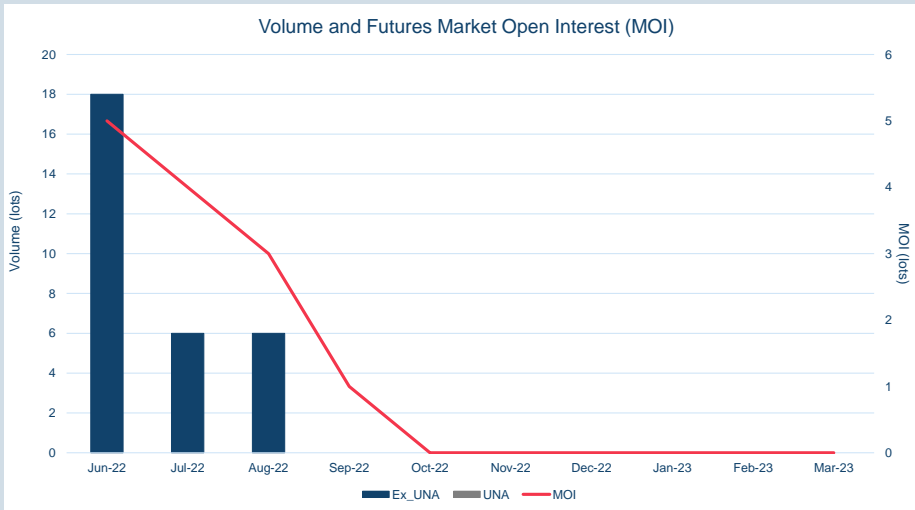


Front Month	
Average	\$876.57
Minimum	\$852.17
Maximum	\$890.00

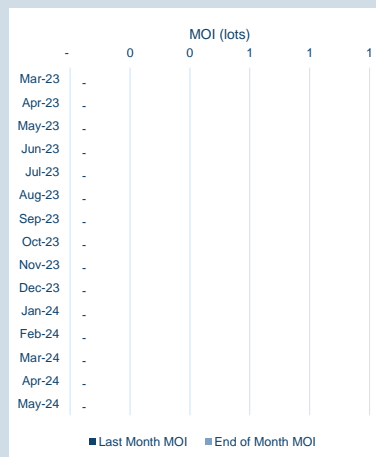
Volume (ex UNA) Mar-2023	
Lots	-

Volume (inc UNA) Mar-2023	
Lots	-
Tonnes	-

Volume Year To Date	
Lots	-
Tonnes	-



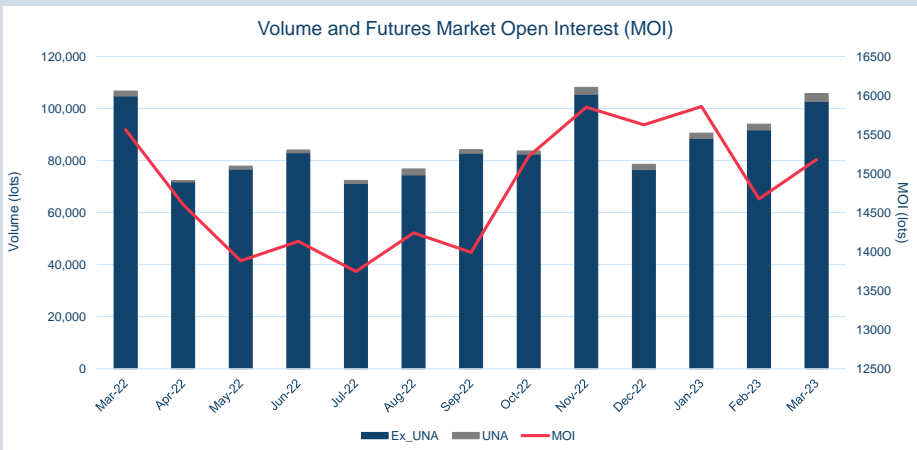
Prompt Month	End of Month - Daily Settlement	Volume (inc UNA)	End of Month - MOI
Mar-23	\$ 889.18	-	-
Apr-23	\$ 913.43	-	-
May-23	\$ 913.43	-	-
Jun-23	\$ 913.43	-	-
Jul-23	\$ 913.43	-	-
Aug-23	\$ 913.43	-	-
Sep-23	\$ 913.43	-	-
Oct-23	\$ 913.43	-	-
Nov-23	\$ 913.43	-	-
Dec-23	\$ 913.43	-	-
Jan-24	\$ 913.43	-	-
Feb-24	\$ 913.43	-	-
Mar-24	\$ 913.43	-	-
Apr-24	\$ 913.43	-	-
May-24	\$ 913.43	-	-





Cash	
Average	\$24,014.35
Minimum	\$22,225.00
Maximum	\$26,100.00

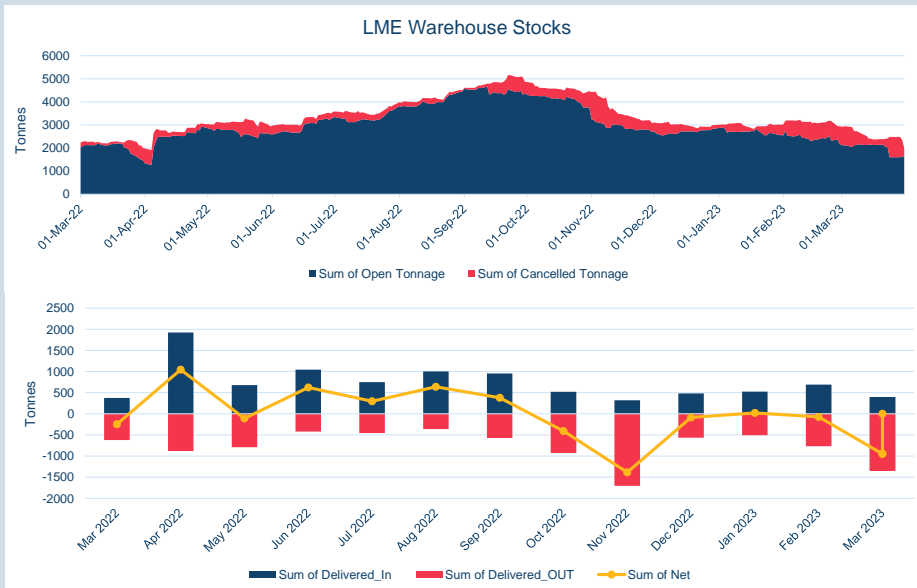
3M	
Average	\$24,075.65
Minimum	\$22,250.00
Maximum	\$26,000.00



Volume (ex UNA) Mar-2023	
Lots	102,673

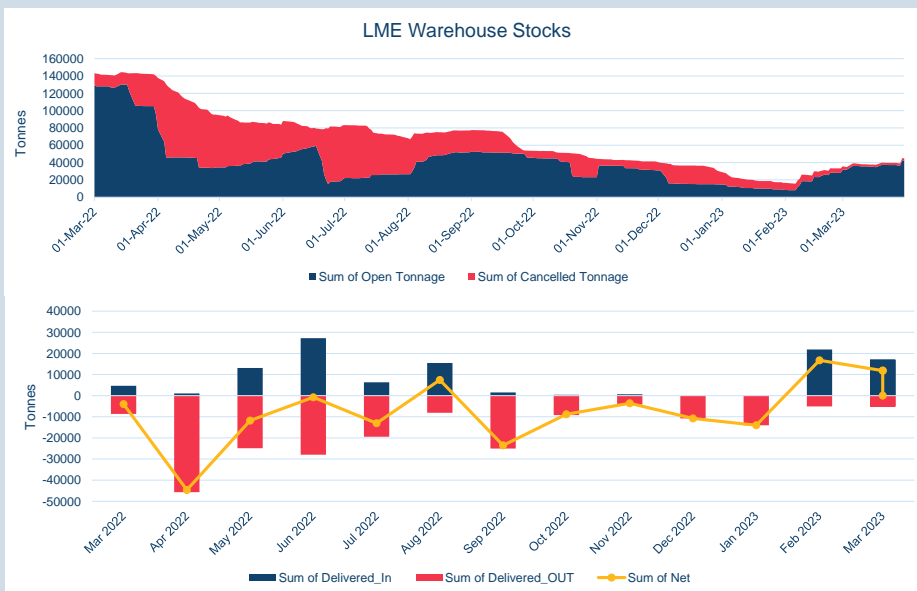
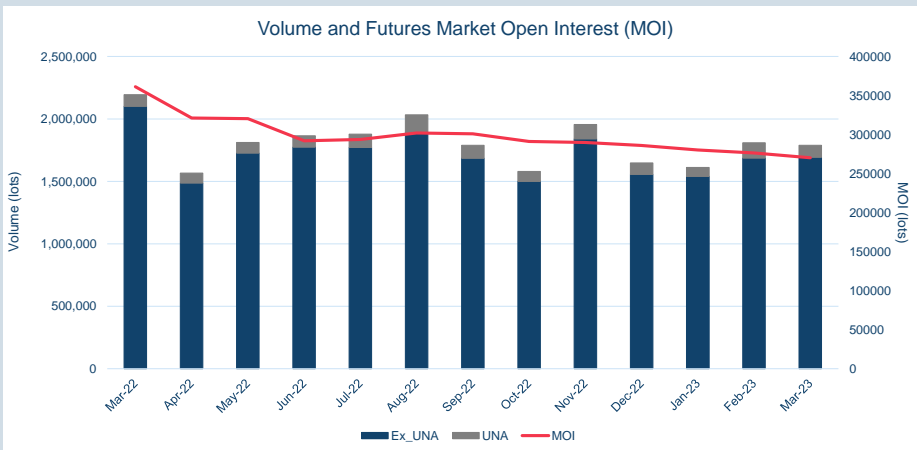
Volume (inc UNA) Mar-2023	
Lots	105,739
Tonnes	528,695

Volume Year To Date	
Lots	290,281
Tonnes	1,451,405



Warehouse Stock - Mar-23	
Delivered In	395
Delivered Out	-1,345
Net	-950

Warehouse Stock - Year To Date	
Delivered In	1,610
Delivered Out	-2,615
Net	-1,005



Cash	
Average	\$2,956.26
Minimum	\$2,864.00
Maximum	\$3,091.50

3M	
Average	\$2,933.80
Minimum	\$2,847.00
Maximum	\$3,068.00

Volume (ex UNA)	Mar-2023
Lots	1,692,166

Volume (inc UNA)	Mar-2023
Lots	1,789,126
Tonnes	44,728,150

Volume	Year To Date
Lots	5,208,448
Tonnes	130,211,200

Warehouse Stock - Mar-23	
Delivered In	17,025
Delivered Out	-5,200
Net	11,825

Warehouse Stock - Year to Date	
Delivered In	38,850
Delivered Out	-24,275
Net	14,575